

MULTIPLES BINGO!





What you need:





Players: 4

Materials: 4 Bingo cards (4 × 4 grid), 

What to do:

- 1 Each player writes 16 different numbers from 10 to 60 in separate boxes on a Bingo card. The numbers can be in any order.
- 2 Player 1 rolls  twice to get two 1-digit numbers. If the number is 0 or 1, he or she rolls again. The player writes the two 1-digit numbers on a piece of paper.
- 3 Each player then checks his or her Bingo card and circles the common multiples of the two 1-digit numbers, if any. Check each others' cards to be sure that the correct multiples have been circled.
- 4 Repeat 2 and 3, taking turns rolling .

Who is the winner?

The first player to circle four numbers horizontally () , vertically () , or diagonally ( or ) , and call out "Bingo!" wins.



BINGO!

| | | | |
|--|--|--|--|
| | | | |
| | | | |
| | | | |
| | | | |

BINGO!

| | | | |
|--|--|--|--|
| | | | |
| | | | |
| | | | |
| | | | |

BINGO!

| | | | |
|--|--|--|--|
| | | | |
| | | | |
| | | | |
| | | | |

BINGO!

| | | | |
|--|--|--|--|
| | | | |
| | | | |
| | | | |
| | | | |